

**RAELENE 65"
FREESTANDING
ACRYLIC TUB**

Cat. No.
ATFSN65IG-XX



L: 65"
W: 28-1/2"
H: 29-1/4"

Water depth: 17-1/8" to top of tub
Water depth 14" to overflow
Overflow slot length: 3"
Center drain to back of rim: 14-1/4"
Bottom of drain to floor: 3"
Bathing well to floor: 4-1/2"

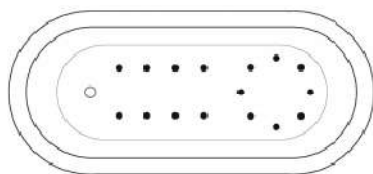
The following is recommended for ATFSN tubs:

- Faucets: part #4602
- Rigid, freestanding supplies: part #4502



For easier installation we recommend use of 5598-ITD Easy Install Rough-In Kit

Gallon Capacity: 47
Shipping Weight: 175 lbs.
Empty Weight: 90 lbs.
Filled Weight: 483 lbs.



(Air jet configuration if system is added, more info on page 2.)

Features:

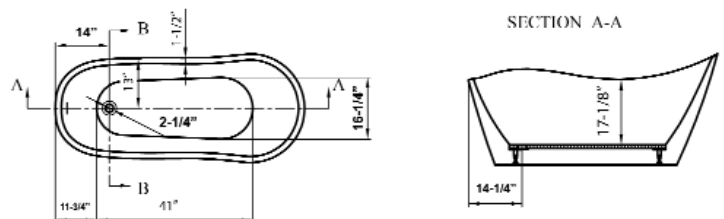
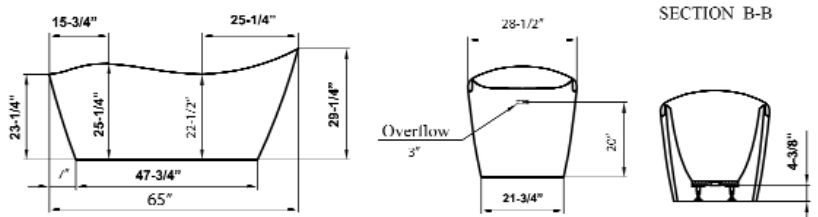
- ▶ Interior and exterior walls acrylic sheets
- ▶ Drain and overflow covers included (available in 7 finishes)
- ▶ Rim is 1-5/8" wide
- ▶ No faucet holes
- ▶ Overflow slot with integrated drain
- ▶ Drain included
- ▶ Includes built-in adjusters
- ▶ Angle slope of tub: 29 °
- ▶ Option to add foam insulation between tub walls available
- ▶ Tub is thoroughly inspected before shipment
- ▶ IAPMO Certified
- ▶ **New:** Air jet system now available, more info on page 2



Finishes:

- CP** Polished Chrome
- BN** Brushed Nickel
- ORB** Oil Rubbed Bronze
- PB** Polished Brass
- PN** Polished Nickel
- WT** White
- MB** Matte Black


Custom Colors Available (inside of tub is always white enamel):
Painted bathtubs are considered "special order" and are not returnable
\$160 Bisque or Black \$250 Designer Color



Dimensions of fixture are nominal and specifications subject to change without notice.

BATHTUB AIR JET KIT

Cat. No.
AIR KIT 1, AIR KIT 2



- A** AIR JET - Bottom air jets for maximum bubble action.
- B** BLOWER - The heart of the massage system.
- C** MANIFOLD - Double back flow security prevention device.
- D** FLEXIBLE PVC HOISING - IAPMO certified.
- E** MAIN AIR INTAKE HOSE - High temperature and pressure resistant.

Features:

- ▶ 750 Watt blower motor operates system
- ▶ 300 Watt air heater warms air
- ▶ System powered by 120V
- ▶ 16 brass air jets placed in bottom of tub
- ▶ Each air jet has 24 holes
- ▶ Air jet caps available in white (AIR KIT 1) or black (AIR KIT 2)
- ▶ Includes 1 1/4" x 3' main air hose plus 1 1/4" x 9' extension hose
- ▶ Automatic system purge after each use
- ▶ Automatic safety timer turns off system after 20 minutes
- ▶ Includes water tight remote control
- ▶ Compatible with most acrylic, copper and resin tubs with no feet
- ▶ Not available with cast iron tubs or tubs with feet

Air Kit is installed in tub before shipment

INSIDE TUB VIEW - WILL VARY BY TUB DESIGN




Air Jet

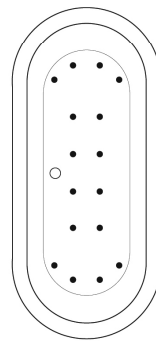


Remote

Oval bathtub
Sample jet configuration




with end drain

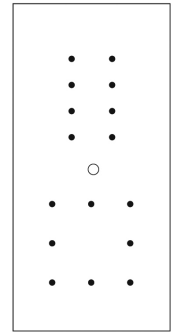


with center drain

Rectangular bathtub
Sample jet configuration

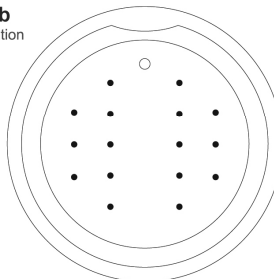


with end drain



with center drain

Round bathtub
Sample jet configuration



These diagrams are general representations.
Jet placement may vary dependent on tub shape

Features:

(16) Maxi Air Jets



Elbows for air jets



Tees for air jets